

Shinko Pier Cruise Terminal




The construction of Shinko Pier started in 1899 and was completed in 1917. Although damaged by the Great Kanto Earthquake, it is the only pier that still preserves historical structures such as Red Brick Warehouse and a hammerhead crane. At present, lively and popular places for local residents like Kishamichi Promenade and the Red Brick Warehouse were developed in line with the redevelopment of Minato Mirai 21 Shinko area. Also Yokohama Hammerhead (Shinko Pier Cruise Terminal) combined with a hotel and commercial facilities opened as a new cruise hub in 2019 to accommodate cruise ships up to 110,000 G/T.

1 YOKOHAMA HAMMERHEAD (Commercial Facility)

Yokohama Hammerhead is a factory-style commercial facility that focuses on "food" and is combined with a cruise terminal.

You can enjoy delicious food and fun time in a wonderful location surrounded by the sea.



<http://www.hammerhead.co.jp.e.aix.hp.transer.com/>

2 InterContinental Yokohama Pier 8 (Hotel)

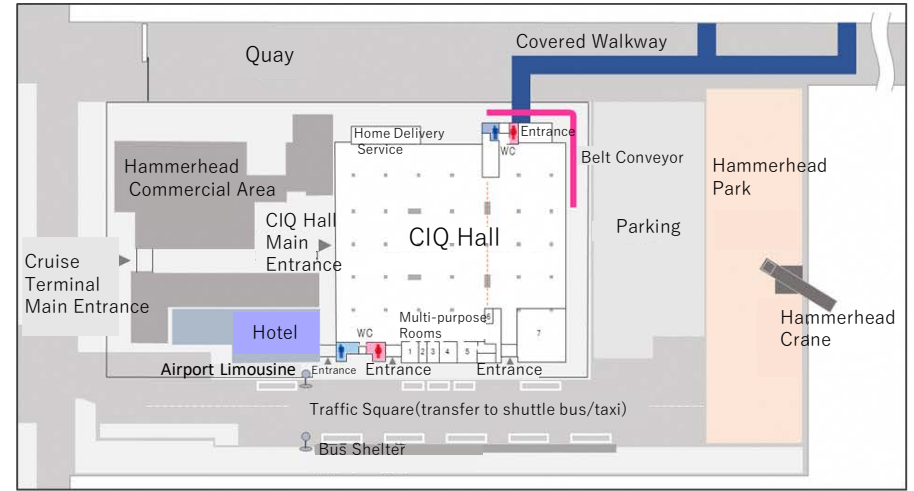
As a new type of stay resort with a relaxing atmosphere filled with sea breeze and sunlight, it offers the highest quality hotel stay to welcome the guests, especially for those who want to enjoy pre- or post-cruise stays. It embodies the Yokohama culture, which has evolved by incorporating Western culture in its own unique way, and offers quality hotel activities and comfort that take advantage of the port.



【Facilities】

- Guest room (173rooms)
- Rooftop Lounge 「Rooftop 1859」
- Courtyard 「Garden of islands~four seasons~」
- Restaurant & Bar 「Larboard」
- Sushi 「Katabami」
- Spa
- Gym

3 Facility Overview




【CIQ Hall】

Located on the ground floor of the Yokohama Hammerhead, the CIQ Hall has approximately 4200m² for the smooth operation of check-in, immigration, customs and quarantine. The Large space can be flexibly divided into various size of halls. It will be used as a cruise ship terminal and as an event hall for multiple purposes, creating a lively atmosphere in the Shinko district throughout the year.



Main entrance



multipurpose hall



Large space for flexible use

【Facility features】

The quay is 340m long x 20m wide with depth of 9.5m.

A covered walkway that can be extended and retracted according to the location of ship's entrance.

A conveyor belt for baggage loading/unloading to ensure safe and comfortable use.

A vast space of about 15,000 square meters on the adjacent area as a waiting space for buses and cabs.



The quay



Covered walkway



Conveyor belt

【Access】

The terminal is within walking

distance of Yokohama's various public transport links.

- Bashamichi Station, Minatomirai Subway Line: 10 minutes walk
- Minatomirai Station, Minatomirai Subway Line: 12 minutes walk
- Sakuragicho Station, JR Keihin-tohoku Line: 15 minutes walk

【Air Port Access】

- Haneda Airport: Approx. 30 minutes by bus
- Narita Airport: Approx. 90 minutes by bus